






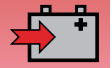


# STROOMAGGREGAAT GE 4000 LDS/GS

- Lombardini Dieselmotor
- Handstart met automatische decompressor
- Enkelfase synchrone generator
- Wandkontaktdozen: 2 x 230V 16A 2P+T CEE
- ELCB-GFI (aardlekschakelaar)
- Thermische beveiliging tegen overbelasting
- Geschikt voor o.a. elektronische apparatuur
- Buizenframe
- Onderstel (optie)
- Draagbaar
- Voldoet aan de EG veiligheids- en geluidsnormen



Standaard Uitrusting									
	Diesel engine	Air cooling	Manual recoil						
									
	Synchronous alternator	Sockets	ELCB-GFI	Thermal shut off	Battery charger				
Opties	● 230V plugs		● Earthing kit			● Trolley CTM6000			

## Technische gegevens

## GE 4000 LDS/GS

<b>A.C GENERATOR – 50 Hz</b>	<b>Single-phase synchronous alternator, self-excited, self-regulated, brushless</b>
* Stand-by single-phase power	3.6 kVA / 230 V / 15.6 A
* P.R.P. single-phase power	3.3 kVA / 230 V / 14.3 A
Cos φ	1
Battery charger	12Vd.c. - 10A
Insulation class	H
* Output powers according to ISO 8528-1	

<b>MOTOR</b>	<b>4-stroke diesel, air cooled, direct injection</b>
Model	Lombardini 15LD 350
* Stand-By net power	4.6 kW (6.3 HP)
* P.R.P. net power	4.3 kW (5.8 HP)
Cylinders/ Displacement	1/ 349 cm <sup>3</sup>
Speed	3000 rpm
Fuel consumption (75% of P.R.P.)	1 l/h
* Powers according to ISO 3046-1	

<b>ALGEMENE SPECIFICATIES</b>	
Tank capacity	4.3 l
Running time (75% of P.R.P.)	4.3 h
IP protection degree	IP 23
*Dimensions LxWxh (mm)	785x410x515 mm
*Dry weight	64 kg
**Acoustic power LwA (pressure LpA)	99 dB(A) (74 dB(A) @ 7m)
*Dimensions and weight without trolley/trailer. **For indoor use / For fixed installation only, in compliance with Directive 2000/14/EC	