

# CLEANER

**MAGIC CLEANER**  
FOR CLEANING AND POLISHING CRNi





# WORKS LIKE MAGIC

## GENERAL POINTS

### YOU NEVER KNEW CLEANING COULD BE THIS EASY.

You know all about conventional cleaning methods. Either you grind your CrNi plate for as long as it takes to clean it, and simply put up with the resulting grinding marks and abraded surfaces. Or you pickle it with highly caustic chemicals, and have to obtain a toxic chemicals user permit first. Alternatively, you can forget about all these drawbacks - and use the Magic Cleaner instead. The Magic Cleaner cleans electrochemically and is clean, simple, fast and safe.

### NEW: 2 DIFFERENT VERSIONS

One of the special things about the Magic Cleaner is that it's available in two different versions:

The first is a stand-alone version which is ideal if you just need a separate unit for cleaning. It's small, lightweight and compact. Simply plug the Magic Cleaner into the 230 V mains and start cleaning!

Alternatively, if you prefer to weld and clean with one single power source, then there's the "classic" two-in-one version. In this case, the Magic Wave 2000 or 2600 is also equipped with the Magic Cleaner function.

## UTILISATION

### THE GO-ANYWHERE SPECIALIST

The Magic Cleaner is so light that you can take it with you to any construction site and any workshop. In other words, wherever CrNi sheets and pipes need to be welded. Not only in the craft and trade field, but in industry too. Nevertheless, it has so many special cleaning features that there are many uses for it even in sensitive areas such as the food-processing, chemical and pharmaceutical industries. The Magic Cleaner is also very popular in the fields of portal construction, for roof and staircase-railings, repair and maintenance work, kitchens for large-scale catering, stainless-steel cutlery manufacture and swimming pools.

## CLEANING PROCESS

### CLEANED, POLISHED AND PRINTED.

Voilà! One machine, several functions.

Number 1: The Magic Cleaner cleans all TIG weld seams neatly and quickly. With processor-controlled current curves. The important thing here is that after being "Magic-Cleaned", the surfaces look just like the base metal. Both in their outward appearance and in their texture.

Number 2: The integral burnishing function makes it

possible to polish the surfaces to a lustrous finish after they have been cleaned.

Number 3: What is more, your Magic Cleaner can now print, too! Thanks to the new Magic Print function that lets you print

graphics and company logos directly onto the metal parts. Also electrochemically.



## HANDLING

### COMPACT, AUTOMATED DESIGN.

Times change, and the Magic Cleaner with them – with some great extra features. The cleaning stylus comes with integral electrolyte feed.

There are two possible modes here: The liquid is fed either manually, by pushing a button, or automatically, in which case the electrolyte flow rate is exactly controlled and 'fine tuned' to suit the application in question. Another handy feature is the accessories compartment, for convenient storage of all the utensils you need on the job:

- Protective goggles
- Gloves
- Water spray bottle
- Spare cleaning cloths

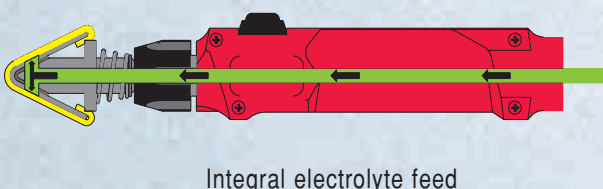



While on the subject of cleaning cloths - the service life of this special fabric has been lengthened, making the cleaning process even more efficient.

Turning to the triangle, this makes quick work of cleaning

fillet, butt and corner welds and lap joints. In fact, everything about the Magic Cleaner is extremely user-friendly: It's easy to use, the controls are in protected positions, the unit itself only weighs 3.5 kg,

and comes with a carrying strap and integral cable holder. Be honest - what more could you ask for?



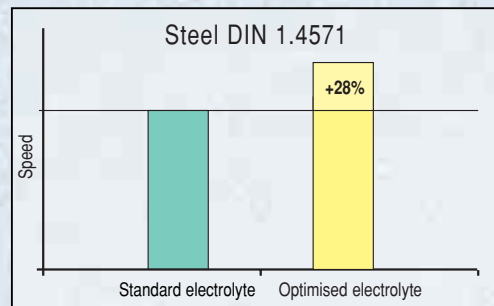
Integral electrolyte feed

## ECONOMY

### 'ECONOMICAL' IS THE MAGIC WORD.

Many others could learn a thing or two from the Magic Cleaner. For a start, its optimised cleaning process has boosted its cleaning speed by another 28 %!

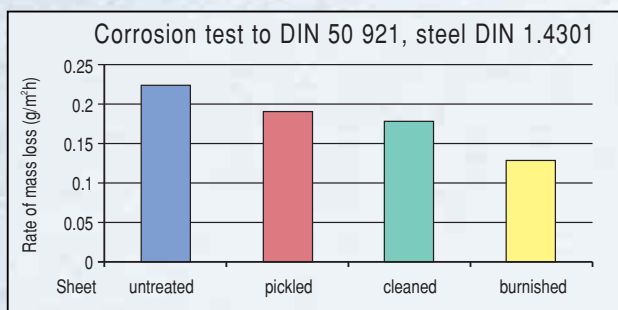
It's also very sparing when it comes to electrolyte consumption. How? By always dispensing only as much fluid as is needed at any given time. And not a drop more.



## SAFETY

### LESS RISK, MORE FUN.

We take it that you're quite happy to do without risk in your daily work. With the Magic Cleaner, you're definitely on the safe side. For example, a corrosion test to DIN 50 921 is now included. This improves the corrosion resistance as against the base metal, and does away with the need for subsequent passivating. Apart from this, we've equipped the machine with automatic short-circuit recognition for you, and with a processor-controlled protective cut-out feature. If the cleaning cloth gets too worn out, no damage can be done to either the work-piece or the triangle. And then there's the relatively safe cleaning fluid, for which you won't need a toxic chemicals user permit. So go ahead and have some good "clean" fun on the job!



## CHECKLIST

Continuously adjustable cleaning current 5 - 20 A  
Adjustable electrolyte flow rate 0.55 – 2.2 l/h  
Adjustable current curves AC/DC-/DC+  
Display of operating mode  
Fault indicator  
Short-circuit recognition and cut-out



Magic Cleaner Stand alone

## OPTIONS

### Mobile extractor

If the ventilation is not sufficient, Fronius offers an effective extractor unit with an active-carbon filter, for easy retrofitting.

## TECHNICAL DATA

Magic Cleaner	Stand alone	„Two-in-one“
Mains voltage	230V 50/60 Hz	Magic Wave 2600 Magic Wave 2000 Fuzzy
Rated power	300 W	300 W
Cleaning-current range	3 - 20 A	3 - 20 A
Open-circuit voltage	15 V	16.5 V
Operating voltage	5 - 15 V	2 - 15 V
Throughput	0.55 - 2.2 l/h	0.55 - 2.2 l/h
Cleaning time	2.2 l/h / 40 min 0.55 l/h / 100 min	2.2 l/h 40 min 0.55 l/h / 160 min
Cleaning-fluid capacity	1.5 l	1.5 l
Protection class	IP 23	IP 23
Dimensions l/w/h	430/180/280mm	430/180/280mm
Weight	5 kg	3.5 kg

## ARTICLE NUMBERS

4.075.092	Magic Cleaner <b>Stand alone</b>
4.045.817	Magic Cleaner <b>“Two-in-one“</b>
4.045.818	Cleaning stylus with hosepack
42.0411.8014	Cleaning cloth
42.0411.8015	Cleaning electrolyte red 1 l
42.0411.8016	Cleaning electrolyte red 5 l
42.0411.8017	Cleaning electrolyte red 10 l
42.0411.8018	Polishing electrolyte blue 1 l
42.0411.8019	Polishing electrolyte blue 5 l
42.0411.8020	Polishing electrolyte blue 10 l
44.0450.1019	Triangle



**FRONIUS SCHWEISSMASCHINEN  
VERTRIEB GMBH & CO KG**

Buxbaumstraße 2, P.O.Box 264, A-4602 Wels  
Tel: +43/7242/241-0, Fax: +43/7242/241-394

E-Mail: [sales@fronius.com](mailto:sales@fronius.com)

<http://www.fronius.com>

**Patrick Vlamincx**

Industrieweg 45  
8800 Roeselare

0472 / 999 730  
[info@geronlas.be](mailto:info@geronlas.be)  
[www.geronlas.be](http://www.geronlas.be)